

Winter Story - Expressive #4

Materials Needed: Large symbols, small symbols, mini-boards

Short-term Goals:

- To increase two-word utterance/symbol sequences expressively in a storytelling task with symbol sequencing cues.
- To match symbol to symbol.
- To increase use of a variety of semantic functions.

Teacher introduces the task by saying, “You be the teacher. You tell the story.”

Teacher Action: To be completed for each of the symbols listed:

1. Prop up large symbol.
2. Hold up small symbols.
3. Wait for response. (Provide cues as needed.)

Example:

Teacher Action: Props up large symbol *Winter Story* within student’s view. Holds up symbols *Winter* and *Story*. Pauses for response. Provides cues as needed.

Student Action: Points to symbols *Winter* and *Story* on mini-board or sentence strips. Vocalizes when possible.

Note: Words in parentheses may be omitted to simplify utterance complexity if necessary.

Symbol

Teacher props up large symbol, holds up small symbol, and then waits for response.

Winter Story

Winter and *Story*

It’s Winter

It and *Winter*

I see snow

See and *Snow*

It’s cold outside

Cold and *Outside*

I put on my jacket

Put on and *Jacket*

I put on my boots

Put on and *Boots*

I put on my scarf

Put on and *Scarf*

I put on my mittens

Put on and *Mittens*

I put on my hat

Put on and *Hat*

I go outside

Go and *Outside*

I build a snowman

Build and *Snowman*

I ride on a sled

Ride and *Sled*

I like winter

Like and *Winter*

Student Action: Points to symbols on mini-board or sentence strips. Vocalizes when possible,

Winter Story - Expressive #5

Materials Needed: Large symbols, small symbols on mini-board or sentence strips

Short-term Goals:

- To increase two-word utterance/symbol sequences expressively in a storytelling task without symbol sequencing cues.
- To increase use of a variety of semantic functions.

Teacher introduces the task by saying, “You be the teacher. You tell the story.”

Teacher Action: To be completed for each of the symbols listed:

1. Hold up the symbol.
2. Pause for student to respond by pointing or verbalizing.

Example:

Teacher Action: Holds up large symbol *Winter Story*. Pauses for response. Provides cues as needed.

Student Action: Points to symbols *Winter* and *Story* on mini-board or sentence strips. Vocalizes when possible.

Symbol

Teacher holds up symbol and pauses for the following response:

<i>Winter Story</i>	Points to <i>Winter</i> and <i>Story</i>
<i>It's winter</i>	Points to <i>It</i> and <i>Winter</i>
<i>I see snow</i>	Points to <i>See</i> and <i>Snow</i>
<i>It's cold outside</i>	Points to <i>Cold</i> and <i>Outside</i>
<i>I put on my jacket</i>	Points to <i>Put on</i> and <i>Jacket</i>
<i>I put on my boots</i>	Points to <i>Put on</i> and <i>Boots</i>
<i>I put on my scarf</i>	Points to <i>Put on</i> and <i>Scarf</i>
<i>I put on my mittens</i>	Points to <i>Put on</i> and <i>Mittens</i>
<i>I put on my hat</i>	Points to <i>Put on</i> and <i>Hat</i>
<i>I go outside</i>	Points to <i>Go</i> and <i>Outside</i>
<i>I build a snowman</i>	Points to <i>Build</i> and <i>Snowman</i>
<i>I ride on a sled</i>	Points to <i>Ride</i> and <i>Sled</i>
<i>I like winter</i>	Points to <i>Like</i> and <i>Winter</i>

Student Action: Points to symbols on mini-board or sentence strips. Vocalizes when possible.

Student: _____

INSTRUCTIONAL GOALS DATA SHEET WINTER STORY - RECEPTIVE

Goals	Criteria	Dates Introduced	Comments/Cues Needed	Date Achieved
To increase receptive vocabulary related to winter.				
To increase receptive functional vocabulary.				
To recognize "Winter Story" sequence.				
To follow one-step direction "Point to ___" from an array of one.				
To follow one-step direction "Point to _____" from a multiple array on a mini-board.				
To increase pointing skills.				
To match symbol to symbol.				

Student: _____

SCORE SHEET FOR TARGET ITEMS

WINTER STORY - RECEPTIVE

Receptive Vocabulary	Criteria	Dates Introduced	Comments/Cues Needed	Date Achieved
Winter				
Story				
It				
Cold				
Outside				
I				
See				
Snow				
Put on				
Jacket (winter)				
Boots				
Scarf				
Mittens				
Hat (winter)				
Go				
Build				
Snowman				
Ride				
On				
Sled				
Like				
What is it?				
Where is it?				
What are they?				

Student: _____

INSTRUCTIONAL GOALS DATA SHEET WINTER STORY - EXPRESSIVE

Goals	Criteria	Dates Introduced	Comments/Cues needed	Date Achieved
To increase expressive vocabulary related to winter.				
To increase expressive functional vocabulary.				
To increase pragmatic turn-taking skills.				
To respond correctly to simple <i>Wh</i> -questions.				
To increase two-word utterance/symbol sequences expressively in a storytelling task with symbol sequencing cues.				
To match symbol to symbol.				
To increase use of a variety of semantic functions with symbol sequencing cues.				
To increase two-word utterance/symbol sequences expressively in a storytelling task without symbol sequencing cues.				
To increase use of a variety of semantic functions without symbol sequencing cues.				

Student: _____


SCORE SHEET FOR TARGET ITEMS

WINTER STORY - EXPRESSIVE

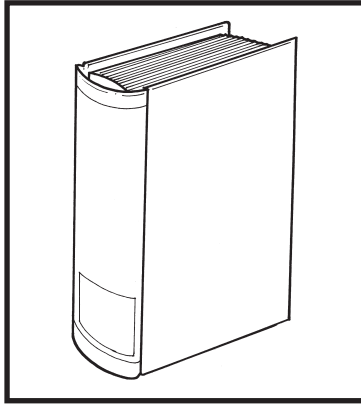
Expressive Vocabulary	Criteria	Dates Introduced	Comments/Cues Needed	Date Achieved
Winter				
Story				
It				
Cold				
Outside				
I				
See				
Snow				
Put On				
Jacket (Winter)				
Boots				
Scarf				
Mittens				
Hat (Winter)				
Go				
Build				
Snowman				
Ride				
On				
Sled				
Like				

Student: _____



Activity: *Winter Story*



Winter



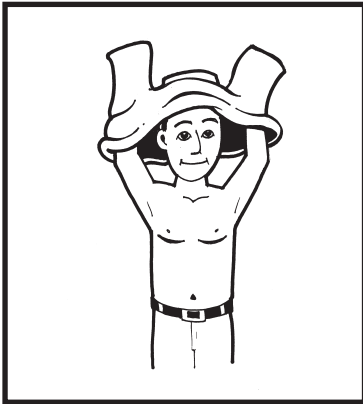

Story




It




Cold



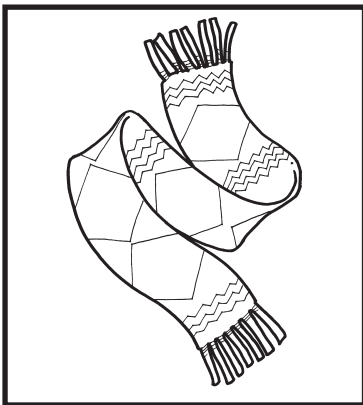
Put on




Jacket



Boots



Scarf



Hat



Mittens