


Table of Contents

INTRODUCTION	1
PART 1 - BASIC VOCABULARY BUILDERS	5
Activity Set 1 - Getting Dressed	7
Story 1-1: Billy Gets Dressed.....	8
Story 1-2: Monica Gets Dressed	12
Story 1-3: Peter’s Shoes	16
Activity Set 2 - Grooming	21
Story 2-1: Getting Ready for School	22
Story 2-2: Washing and Drying Hands.....	26
Story 2-3: Taking a Shower	30
Activity Set 3 - Mealtime	35
Story 3-1: Bread and Butter	36
Story 3-2: Making a Cheese Sandwich.....	40
Story 3-3: Soup and Salad.....	44
Story 3-4: Making a Delicious Breakfast.....	48
Story 3-5: Time for Lunch.....	52
Story 3-6: Cooking Hamburgers.....	56
Story 3-7: Using the Refrigerator.....	60
Activity Set 4 - Home and Community.....	65
Story 4-1: On the Farm	66
Story 4-2: Andrew’s Pets	70
Story 4-3: Carol’s House	74
Story 4-4: Cleaning the House	78
Story 4-5: Going Places	82

PART 2 - TELL THE STORY	87
Picture Story 1 - Shopping for Food	88
Picture Story 2 - Having a Picnic	93
Picture Story 3 - Fun at the Beach	98
Picture Story 4 - Rusty's Picture	103
Picture Story 5 - Baseball Fun	108
Picture Story 6 - Getting Ready for School	113
Picture Story 7 - Ted Washes His Clothes	119
PART 3 - VOCABULARY BUILDER PICTURE CARDS	125
Picture Board 1: Fruits and Vegetables	129
Picture Board 2: Food Items	130
Picture Board 3: Beverages and Sweets	131
Picture Board 4: Around the House	132
Picture Board 5: Tools	133
Picture Board 6: Tools and Office Items	134
Picture Board 7: Transportation	135
Picture Board 8: Clothing (Set A)	136
Picture Board 9: Clothing (Set B)	137
Picture Board 10: Electronic Devices	138
Picture Board 11: Grooming and Personal Care	139
Picture Board 12: Animals	140
Picture Board 13: Kitchen Containers.....	141
PART 4 - VOCABULARY CHALLENGE	143
Game 1 - Fruit and Vegetable Fun.....	145
Game 2 - Things We Wear	146
Game 3 - Household Helpers.....	147
Game 4 - In the Kitchen	148
Game 5 - Around the House	149
Game 6 - Things that Move	150
Game 7 - Tool Talk.....	151
Game 8 - Daily Essentials.....	152
Game 9 - Animal Party	153
Game 10 - Tasty Fun	154
Game 11 - Things We Do	155

Washing and Drying Hands





Ken has dirty hands.

He uses the sink to wash his hands.

He washes with soap and water.

Ken dries his hands with a towel.

Now his hands are clean.



Name: _____ Date: _____

Following Instructions

- ___ 1. Draw a circle around the sink.
- ___ 2. Draw a line under the small soap.
- ___ 3. Draw a red square around the towel.
- ___ 4. Draw a green circle on the large soap.

Finish the Sentence

1. You use it to get water. It is a _____. (sink)
2. You rub it on your hands to get them clean. It is a bar of _____. (soap)
3. You use it to dry your hands. It is a _____. (towel)
4. You need to wash your hands when they are _____. (dirty)
5. After you wash your hands, they are _____. (clean)

Talk About Words

1. What is a sink?

2. What is soap?

3. What is a towel?
