

# TABLE OF CONTENTS

INTRODUCTION .....	1
LISTENING FOR SOUNDS WITHIN WORDS .....	5
Constructing Words with Similar Sound Patterns .....	6
Change the Sound .....	26
USING PHONOGRAMS TO CONSTRUCT WORDS .....	31
-ack .....	32
-ad .....	34
-ag .....	36
-ail .....	38
-ain .....	40
-ake .....	42
-ale .....	44
-all .....	46
-am .....	48
-ame .....	50
-an .....	52
-ank .....	54
-ap .....	56
-ash .....	58
-at .....	60
-ate .....	62
-aw .....	64
-ay .....	66
-eat .....	68
-ed .....	70
-eed .....	72
-ell .....	74
-est .....	76
-ice .....	78
-ick .....	80
-ide .....	82
-ight .....	84
-ill .....	86
-in .....	88
-ine .....	90
-ing .....	92
-ink .....	94

-ip . . . . .	96
-it . . . . .	98
-ock . . . . .	100
-oke . . . . .	102
-op . . . . .	104
-ore . . . . .	106
-ot. . . . .	108
-uck . . . . .	110
-ug . . . . .	112
-ump. . . . .	114
-unk . . . . .	116
USING COMPOUND WORDS . . . . .	119
Constructing Compound Words . . . . .	123
Using Compound Words in Sentences . . . . .	125
CONSTRUCTING WORDS WITH PREFIXES AND SUFFIXES . . . . .	131
Adding Prefixes to Words . . . . .	137
Explaining the Meaning of Prefixes . . . . .	141
Adding Suffixes to Words . . . . .	142
Expand the Word . . . . .	146
Break it Up . . . . .	148
ANSWER KEY FOR SELECTED ITEMS . . . . .	151
REFERENCES . . . . .	155

# CONSTRUCTING WORDS WITH SIMILAR SOUND PATTERNS #8

Name: \_\_\_\_\_ Date: \_\_\_\_\_

Instructions: The two words in each row on the picture worksheet are rhyming words. Only the first sound is different. We are going to change these words by taking off sounds and adding new sounds. Listen carefully and do what I say.

1. Say the words in the top row: **bell - shell**


- A. Take off the first sound. What do you have left? \_\_\_\_\_
- B. Look at the picture of **wing**.  
What sound does the first letter in this word make? \_\_\_\_\_
- C. Add /w/ to the beginning of **ell**. What word do you have now? \_\_\_\_\_
- D. Write that word.

2. Say the words in the middle row: **ring - wing**


- A. Take off the first sound. What do you have left? \_\_\_\_\_
- B. Look at the picture of **sock**.  
What sound does the first letter in this word make? \_\_\_\_\_
- C. Add /s/ to the beginning of **ing**. What word do you have now? \_\_\_\_\_
- D. Write that word.

3. Say the words in the bottom row: **sock - lock**

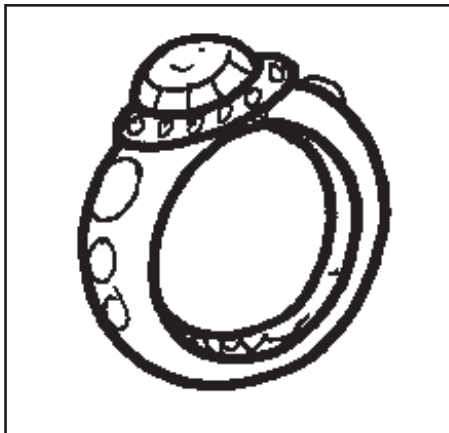
- A. Take off the first sound. What do you have left? \_\_\_\_\_
- B. Look at the picture of **ring**.  
What sound does the first letter in this word make? \_\_\_\_\_
- C. Add /r/ to the beginning of **ock**. What word do you have now? \_\_\_\_\_
- D. Write that word.




**bell**



**shell**




**ring**



**wing**



**sock**



**lock**

# USING PHONOGRAMS TO CONSTRUCT WORDS #4

---

Name: \_\_\_\_\_ Date: \_\_\_\_\_

**-ail**

## Constructing Words

Instructions: I will tell you how a word starts. Create a new word by adding **-ail**.

1. The word starts with the same sound as **fun**. \_\_\_\_\_
2. The word starts with the same sound as **pie**. \_\_\_\_\_
3. The word starts with the same sound as **top**. \_\_\_\_\_
4. The word starts with the same sound as **man**. \_\_\_\_\_
5. The word starts with the same sound as **new**. \_\_\_\_\_

## Completing Sentences

Instructions: Each of these sentences is missing a word that ends with **-ail**. Fill in the missing word.

1. Criminals get sent to \_\_\_\_\_. (jail)
2. The post office delivers \_\_\_\_\_. (mail)
3. Some people succeed and others \_\_\_\_\_. (fail)
4. It crawls in its shell and is called a \_\_\_\_\_. (snail)
5. We watched the boats \_\_\_\_\_. (sail)

## Words for Spelling Practice

Instructions: Ask the student to spell each of these words.

1. mail
2. fail
3. rail
4. jail
5. nail
6. wail
7. pail
8. hail
9. sail
11. snail
12. trail